

See video at: ratchetrake.com

Available in 48
and 56 inch sizes

US Patent 7287344

The Pull Behind Ratchet Rake

Multiple angle settings - Dual tine lengths
Main components are constructed from heavy duty
3/8" steel plate connected with 5/8" carriage bolts




Unpacking & Assembly



Remove tongue tube connection bolts with a 15/16", or 24mm, or adjustable wrench.



Reposition and secure the tongue tube on to the curved plate.




Remove 4 bolts from shipping base.

Hitching - Up



The device is intended for use with lawn tractors & ATVs that have a drop pin receptacle no higher than 1 foot.



The tongue tube is connected to the machine's receptacle using the clevis pin. The washer is positioned under the tongue to reduce wear on the surface below.

Driveway Grading



Typical Twin Channeled Driveway


During normal vehicle traffic, a substantial amount of gravel will migrate toward the edges. Rain water creates puddles in the tire tracks and softens the driveway's base and soil below. Vehicles continually roll over the softened areas creating 2 distinct channels. During winter, the snow plow will be unable to remove all of the snow in these tire channels. The fallen precipitation will undergo freeze and thaw cycles which eventually create potholes. Tow behind box style graders are commonly used to flatten the road surface but are not capable of creating a profile that will shed rain water.



Crowned Driveway

Nearly all professionally engineered gravel roads are constructed with a slightly arched surface that directs rain water toward the edges. Our Pull Behind Ratchet Rake is capable of loosening compacted driveways and shifting a portion of the grading material inward to create a crown. Many driveways currently contain enough gravel to build up a slightly arched profile but some may require additional material. On longer driveways, we recommend a combination of small, medium, and larger sized (up to 1 1/4" in diameter) crushed stone because the mixture stands up better to faster moving traffic.

Angle Adjustments



The Pull Behind Ratchet Rake is capable of angle grading crushed stone up to 1 1/4" in diameter. When the tongue tube is angled at 22 degrees, gravel is channeled through the rake and dispersed on the trailing side. Each individual tapered tine scrapes the driveways surface and causes a drag effect which enables the device to remain centered behind the tow vehicle. Loose gravel can be blended in to form the crowned profile with the rake set at 0 degrees.



The 48" Pull Behind Ratchet Rake weighs about 100 pounds. Additional weight (up to 120 pounds) can be added to aid in penetrating highly compacted surfaces. We recommend using sand bags because they absorb bumps over uneven surfaces.



We recommend using the Pull Behind set up with the longer tines projecting downward for grading horse arenas or scarifying ground in preparation for food plots. A 15/16", or 24mm, or large adjustable wrench is required.

Ratchet Rake LLC

888-850-6070

ratchetrake@comcast.net

25 Westminster Drive Carlisle PA 17013

The Pull Behind Ratchet Rake is fully covered by a:
1 Year Warranty
 &
30 Day Satisfaction Guarantee

Warning: Avoid serious injury! Persons should never ride on or stand in the path of this implement when in use!